

VX-2100E/2200E SERIES

VHF/UHF Mobile Radios



- 128 CHANNEL CAPACITY / VX-2200E
- 8 CHANNEL CAPACITY / VX-2100E
- POWER OUTPUT : 25 W
- WIDE BAND COVERAGE
 - VHF 134-174 MHz /
 - UHF 400-470 MHz
- LOUD FRONT SPEAKER AUDIO
- 5-TONE SIGNALING BUILT-IN
- CTCSS / DCS ENCODE/DECODE
- DTMF ANI
- 2-TONE ENCODE/DECODE
- EMERGENCY FEATURE
- D-SUB-15 PIN ACCESSORY CONNECTOR
- ARTS™ (AUTO-RANGE TRANSPOND SYSTEM)
- DTMF PAGING (OPTION)
- ENCRYPTION (OPTION)
 - VOICE INVERSION/ROLLING CODE
- MDC-1200® / GE-STAR® ANI ENCODE (OPTION)
 - MIL-STD 810 C/D/E/F

CE

VX-2100E Series
8 ch Version



VX-2200E Series
128 ch Version with LCD

VX-2100E/2200E Series VHF/UHF Mobile Radios

The VX-2100E (8-channel) and VX-2200E (128-channel) series mobiles are full featured FM transceivers designed for flexible mobile business communications in the VHF or UHF Land Mobile Radio bands. These transceivers are designed for reliable business communications in a wide variety of applications with a wide range of operating capability provided by their leading-edge design with output power 25 W. The VX-2200E mobiles have an eight character alpha-numeric display to manage the 128 channel capacity.

128 Channel Capacity VX-2200E / 8 Channel Capacity VX-2100E

For easy of operation the 8-channel VX-2100E is your workhorse radio. For larger systems, the VX-2200E gives you 128 channels to get the job done.

Wide Band Coverage (VHF 134-174 MHz / UHF 400-470 MHz)

The new VX-2100E and VX-2200E continue with our efforts to give you the maximum flexibility possible with ultra-wide band coverage.

Loud Front Speaker Audio

The front facing speaker and 4 Watts of audio power gives you plenty of receiver audio even in noisy environments.

Signaling Features

The VX-2100E and VX-2200E mobiles have plenty of built-in 5-tone signaling to offer. Besides the standard CTCSS and DCS sub-audible signaling, these mobiles also include 2-tone encode/decode and DTMF ANI.

Emergency Feature

Excellent for school bus drivers, delivery vans, or any other application where you do not want the driver to be "on their own". With the built-in Emergency feature, a silent alarm can be sent and transmit live audio to the dispatcher.

D-SUB 15 pin Accessory Connector

Connecting outboard devices is easy using the rear mounted 15 pin accessory connector.

Optional Signaling Features

DTMF decode paging is available with the FVP-25. The FVP-25 also includes a simple inversion scrambler. The FVP-35 offers rolling code type encryption. The VME-100 board gives you MDC-1200® (and GE-Star®) encode feature to operate in existing systems.

Rugged, Die-cast Construction

The VX-2100E/2200E's circuitry is housed within a die-cast aluminum enclosure, which doubles as a heat sink. This extraordinarily durable construction ensures many years of reliable operation, even in high-vibration installations.



MIL-Spec Rated (MIL 810 C/D/E/F)

The ultra-rugged design of the VX-2100E/2200E enables it to be fully compliant with the exacting specifications of MIL 810 C/D/E/F, pursuant to the test procedures documented below.

APPLICABLE MIL-STD

Standard	MIL 810C Methods/Procedures	MIL 810D Methods/Procedures	MIL 810E Methods/Procedures	MIL 810F Methods/Procedures
High Temperature	501.1/Procedure II			
Low Temperature	502.1/Procedure I			
Blowing Sand & Dust			510.3/Procedure I	
Vibration	514.2/Procedure VIII, X	514.3/Procedure I, Cat.10	514.4/Procedure I, Cat.10	514.5/Procedure I, Cat.20,24
Shock	516.2/Procedure I, V	516.3/Procedure I, IV	516.4/Procedure I, IV	516.5/Procedure I, IV, VI















Specifications

	VX-2100E/2200E VHF	VX-2100E/2200E UHF
General Specifications		
Frequency Range	134-174 MHz	400-470 MHz
Number of Groups	1/8	
Number of Channels	8/128	
Power Supply Voltage	10.8 - 15.6 V DC	
Channel Spacing	12.5/20/25 kHz	
Current Consumption (Approx.)	TX: 6 A, RX: 2.5 A, Standby: 200 mA	
Operating Temperature Range	-30° C - +60° C	
Frequency Stability	Better than ±2.5 ppm	
RF Input-Output Impedance	50 Ohm	
Dimension (W x H x D)	165 x 45 x 155 mm	
Weight (Approx.)	1.3 kg	

Applicable Standards : EN300 086, 113, 219 · EN301 489 · EU directive 2004/104/EC
Specifications are subject to change without notice or obligation.

	VX-2100E/2200E VHF	VX-2100E/2200E UHF
Receiver Specifications Measured by EN300 086		
Sensitivity 20 dB SINAD (W/N)	-4 dB μV / -2 dB μV	
Adjacent Channel Selectivity	75 / 68 dB	70 / 65 dB
Intermodulation	68 dB	
Spurious Response Rejection	80 dB	
Audio Output	Internal: 4 W @ 18 Ω, 5 % THD External: 12 W @ 4 Ω, 5 % THD	
Spurious Radiations	-57 dBm	
Transmitter Specifications Measured by EN300 086		
RF Output Power	25 / 12.5 / 5 / 1 W	
Maximum Deviation (12.5/20/25 kHz)	±2.5 kHz / ±4.0 kHz / ±5.0 kHz	
FM noise (W/N)	50 / 44 dB	48 / 42 dB
Audio Distortion	Less than 3 % @ 1 kHz	
Spurious Emissions	-36 dBm ≤ 1 GHz -30 dBm > 1 GHz	

Accessories & Options

 MH-67A8J Standard Microphone	 MH-64A8J Keypad Microphone	 FVP-25 DTMF Paging/Voice Inversion Type Encryption Unit	 FVP-36 Voice Inversion Type Encryption Unit	 VME-100 MDC1200®/GE-STAR® ANI Encode Unit	 MLS-200 External Speaker (12 W Peak Power)	 CT-4 (T9101411) Cloning Cable	 LF-1 Line Filter								
 MH-25A8J Standard Microphone	 MD-11A8J Desktop Microphone	 MD-12A8J Desktop Microphone	 FVP-35 Rolling Code Encryption Unit	 FP-1030A External Power Supply (13.8 VDC 25 A)	 MLS-100 External Speaker (12 W Peak Power)	<table border="1"> <tbody> <tr> <td rowspan="2">Programming Cable</td> <td>USB</td> <td>FIF-10/A + CT-104/A</td> </tr> <tr> <td>RS-232C</td> <td>CT-29 + CT-126</td> </tr> <tr> <td>Programming Software</td> <td colspan="2">CE82</td> </tr> </tbody> </table>		Programming Cable	USB	FIF-10/A + CT-104/A	RS-232C	CT-29 + CT-126	Programming Software	CE82	
Programming Cable	USB	FIF-10/A + CT-104/A													
	RS-232C	CT-29 + CT-126													
Programming Software	CE82														

Precise frequency range may be different in some countries. Some accessories shown herein may not be available in some countries. Some information may have been updated since the time of printing; please check with your Authorized Vertex Standard Dealer for complete details.

Vertex Standard
VERTEX STANDARD CO., LTD.

4-8-8 Nakameguro, Meguro-ku, Tokyo 153-8644, Japan

For our latest product news, visit us on the Internet:
<http://www.vxstd.com>

VERTEX STANDARD <http://www.vertexstandard.com>

US Headquarters Phone +1 714-827-7600
10900 Walker Street, Cypress, CA 90630, U.S.A.

VERTEX STANDARD

YAESU EUROPE B.V. Phone +31 20-5005270
P.O. Box 75525, 1118 ZN Schiphol, The Netherlands
<http://www.yaesu.co.uk>
YAESU UK LTD. Email: sales@yaesu.co.uk

Unit 12, Sun Valley Business Park, Winnall Close Phone +44 196 286 6667
Winchester, Hampshire, SO23 0LB, U.K.

VERTEX STANDARD HK LTD. <http://www.vxstd.com.hk>

Unit 5, 20/F., Seaview Centre, 139-141 Hoi Bun Road, Phone +852 2732 2288
Kwun Tong, Kowloon, Hong Kong

VERTEX STANDARD AUSTRALIA PTY. LTD.

Normanby Business Park, Unit 14/45 Normanby Road Phone +61 3 95182100
Notting Hill 3168, Victoria, Australia